

**STAKEHOLDER
FEEDBACK ANALYSIS
REPORT**

2017 - 2018

Report of Analysis of Feedback on Curriculum Collected From Different Stakeholders

Academic Year: 2017-2018

STUDENT FEEDBACK

Institution's first and foremost priority is to engage students in all quality aspects. Feedback collected from students is an important feature of quality improvement and development. A definite five-point scale is used, which helps to measure and analyze the feedback. 240 feedback responses gathered from the students.

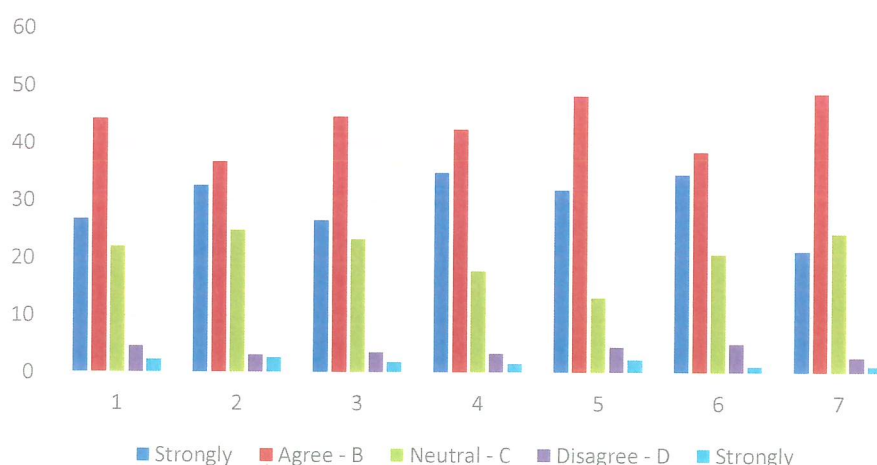
Q u e s t i o n N o.	Curriculum Evaluation Points	Response in %				
		Strongly Agree - A	Agree - B	Neutral - C	Disagree - D	Strongly Disagree - E
1	Curriculum possess current updations	26.73438	44.1875	22.04688	4.6875	2.34375
2	Curriculum content is interesting	32.59375	36.71875	24.82813	3.125	2.734375
3	Curriculum fulfilling your expectation	26.5625	44.70313	23.26563	3.515625	1.953125
4	Curriculum helping in developing your personality	34.9375	42.35938	17.79688	3.34375	1.5625



[Signature]
Principal
Dhanalakshmi Engineering College
of Engineering & Technology
ECR, Marallapuram, Chennai-603 104

5	Curriculum observed relevant in your daily life	31.85938	48.21875	13.0625	4.515625	2.34375
6	Curriculum is pertinent to provide solution for any local problems	34.54688	38.5	20.70313	5.078125	1.171875
7	Need to include any skill based content along with current syllabus	21.26563	48.60938	24.21875	2.734375	1.171875

STUDENT FEEDBACK 2017-2018



The students have given their valuable feedback responses about their curriculum which states that the students on an average of 30% strongly agree, 43% are agreed, 21% have been neutral, 4% disagree and 2% strongly disagree.




(Signature)
Dhanalakshmi Srinivasan College
of Engineering & Technology
ECR Marolappuram, Chennai-603 104
11/7/23

FACULTY FEEDBACK

The DSCET is affiliated to Anna University and conforms to the prescribed curriculum. Faculties are given their valuable suggestion for the enhancement of the curriculum and program syllabus through feedback. 120 feedback responses are collected from faculties.

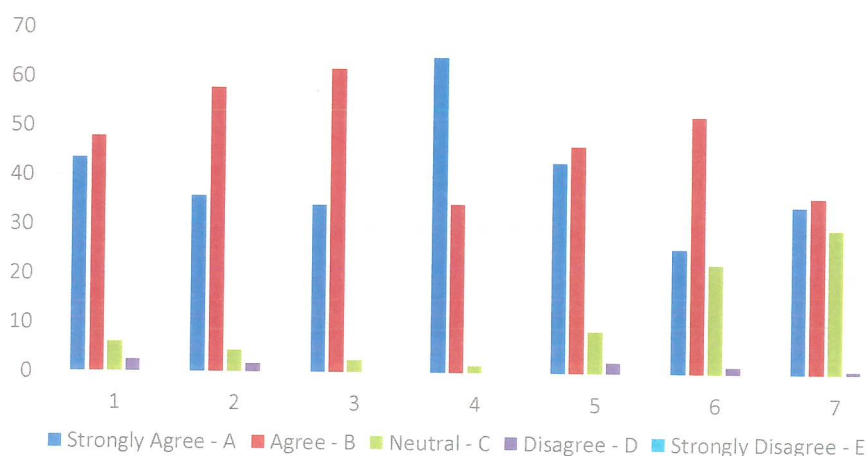
Q u e s t i o n N o.	Curriculum Evaluation Points	Response in %				
		Strongly Agree - A	Agree - B	Neutral - C	Disagree - D	Strongly Disagree - E
1	Need of syllabus updation	43.51969	47.8189	6.086614	2.574803	0
2	Course content is interesting	35.85827	57.84252	4.511811	1.787402	0
3	Programme outcomes of the syllabi is well defined	34.07087	61.77953	2.574803	0	0
4	Curriculum provides academic flexibility	64.14173	34.28346	1.574803	0	0
5	The course content satisfy the need of students	42.73228	46.24409	8.661417	2.362205	0




 Dhanalakshmi Srinivasan, Co-ordinator
 of Engineering Technology
 ECR, Mamallapuram, Chennai-603 104

6	Contain industry/research based electives	25.40945	52.33071	22.25984	1.574803	0
7	Curriculum enhance employability skills	34.07087	35.79528	29.34646	0.787402	0

FACULTY FEEDBACK ANALYSIS 2017-2018



The faculties have given their valuable suggestions through feedback responses about program syllabus which states that the faculties on an average of 39% strongly agree, 49% are agreed, 11% have been neutral, 1% disagree and 0% strongly disagree.




PR
Dhanalakshmi Srinivasan
of Engineering & Technology
ECR Mammalapuram, Chennai-603 104
11/7/23

ALUMNI FEEDBACK

Alumni participation is the key for quality improvement, which also helps to identify the opportunities which prevail in an outside environment for our students. The alumni view point about curriculum is accumulated through feedback. Totally 50 alumni feedback responses are collected and analyzed as follows.

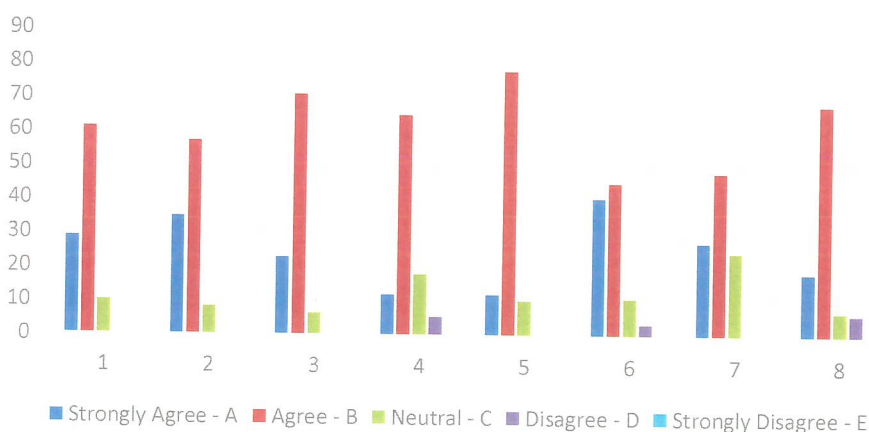
Q u e s t i o n N o.	Curriculum Evaluation Points	Response in %				
		Strongly Agree - A	Agree - B	Neutral - C	Disagree - D	Strongly Disagree - E
1	Need of syllabus updation	28.93743	61.00383	10.05874	0	0
2	Course content is interesting	34.87698	56.94696	8.17606	0	0
3	Course curriculum intellectually stimulate your learning	22.90449	70.76043	6.33508	0	0
4	Course curriculum gratifying your Expectations	11.98596	64.65745	17.93334	5.42325	0
5	Curriculum helps in developing your personality	12.10213	77.65106	10.24681	0	0





PRINCIPAL
 Dhanalakshmi Srinivasan College
 of Engineering & Technology
 ECR Madhavapuram, Chennai-603 104

6	Courses meet contemporary Requirements	40.43479	44.98768	11.01075	3.56766	0
7	Reading material regarding curriculum is easily available	27.46340	47.94568	24.59092	0	0
8	Curriculum enhances employability	18.45645	67.98765	7.20976	6.34614	

ALUMINI FEEDBACK 2017-2018



The alumni have given their viewpoint through feedback responses about program syllabus which states that the alumni's on an average of 25% strongly agree, 63% are agreed, 10% have been neutral, 1% disagree and 1% strongly disagree.



Principal
Dhanalakshmi Srinivasan College
of Engineering & Technology
ECR Mamallapuram Chennai-603 104
11/7/23

EMPLOYER FEEDBACK

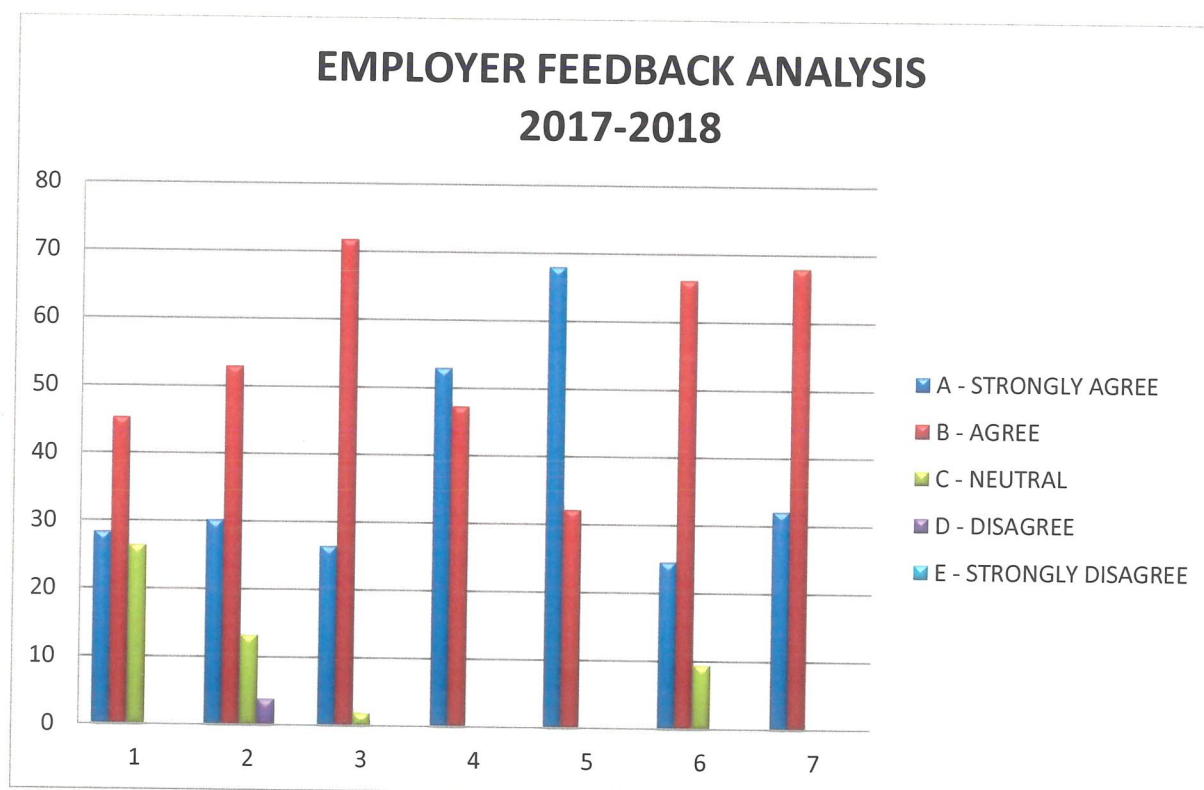
Employer's viewpoint about the program and its curriculum can also be used for quality enhancement. 15 feedback responses are collected from employers and analyzed as follows.

Q u e s t i o n N o.	Curriculum Evaluation Points	Response in %				
		Strongly Agree - A	Agree - B	Neutral - C	Disagree - D	Strongly Disagree - E
1	Curriculum helps in providing industry-ready engineer	28.30189	45.28302	26.41509	0	0
2	Curriculum is effective in developing innovative thinking	30.18868	52.83019	13.20755	3.773585	0
3	Syllabus is effective in developing skill oriented human resources	26.41509	71.69811	1.886792	0	0
4	Syllabus is helpful for development of team work abilities	52.83019	47.16981	0	0	0
5	The course content satisfy the need of employers	67.92453	32.07547	0	0	0



PRINCIPAL
 Dharmalakshmi Srinivasan College
 of Engineering & Technology
 ECR Mamallapuram, Chennai-603 104

6	Syllabus effective in developing Entrepreneurship skills	24.5283	66.03774	9.433962	0	0
7	Curriculum enhance communication skills	32.07547	67.92453	0	0	0



The employers provided their valuable suggestions through feedback responses about the program and its curriculum which states that the employers on an average of 37.5% strongly agree, 55% are agreed, 7% have been neutral, 0.5% disagree and 0% strongly disagree.



PRINCIPAL
 Dhanalakshmi Srinivasan College
 of Engineering & Technology
 ECR Marutham, Chennai-603 104